



Midwest Prospect's Sioux Falls

Showcase

Results

June 7th, 2024

Jett Kleinsasser

60 Yard Dash Times

8.44, 8.43

IF Velocity

57-60, 63mph

OF Velocity

-

1B - Velocity

-

C - Velocity

58-60mph

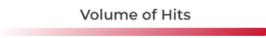
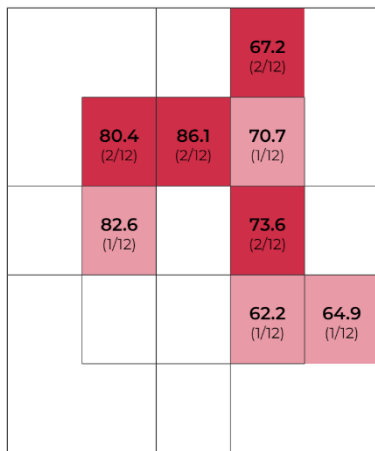
C- Pop Times

2.37, 2.50, 2.057

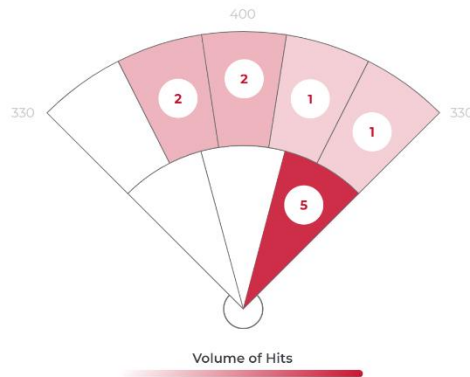
DATA

	Avg	Max	Hard Hit Avg		
Exit Velocity	74.6	87.0	82.4	Batting Avg.	0.667
Launch Angle	9.0	45.3	11.2	xwOBA	0.458
Direction	9.4°R	48°R	35.4°R	Slugging	1.091
Distance	81	259	156	Hard Hit %	50%
Spin Rate	1,620	3,385	1,494	Bombs %	8.3%
				Ropes %	16.7%

EXIT VELOCITY BY ZONE



HIT VOLUME



Zone	Pull	Middle	Oppo
Volume of Hits	0/11	5/11	6/11
Avg. LA	-	31.0	8.0
Avg. EV	-	70.0	77.0
Avg. Spin	-	1,999	1,078
Avg. Distance	-	223	115

HIT CLASSIFICATION

- Dribbler
- Ground Ball
- Low Line Drive
- High Line Drive
- Fly Ball



HIT OUTCOMES

- Single
- Double
- Field Out
- Foul Ball

